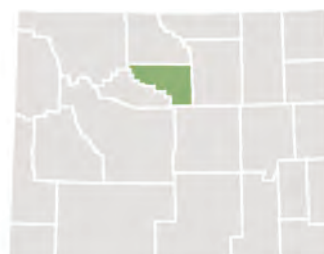




Washakie County



Compared to Wyoming’s other 22 counties, Washakie County has the lowest percentage (rank: 1st) of children in single-father households living in poverty (0%). It has the third highest percentage (rank: 21st) of births where the primary source of payment was Medicaid (39%). Washakie County has the highest percentage (rank: 23rd) of mothers who received less than adequate prenatal care (38%) and cesarean deliveries (39%). The percentage of births to unmarried mothers increased from 21% (rank: 2nd) in 2010 to 33% (rank: 15th) in 2016. Based on median salaries for men and women, women make 71 cents for every dollar a man makes, meaning, on average women work 15 weeks for free every year.

Overview

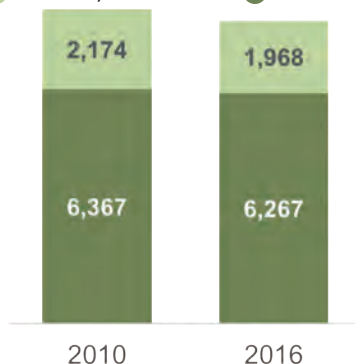
County Population

8,235


Total county population, a decrease of 306 since 2010

Of the total county population ...

● Children, 17 & under ● Adults



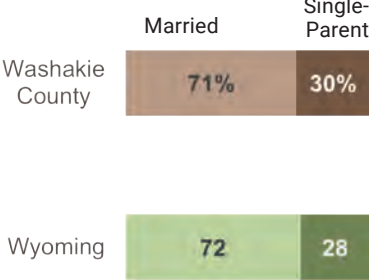
Of all children, 17 & under



Family Structure

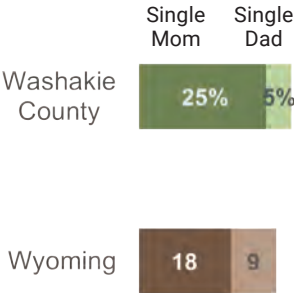
Children by Family Type

Percentage of all related children in a ... home



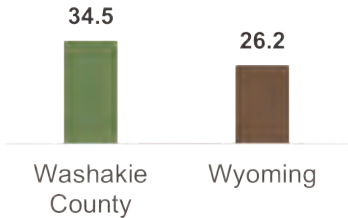
Single-Parent Families

Percentage of all related children in single-parent families



Births to Teens

Number of births to moms under 17 per 1,000 live births



Income & Poverty

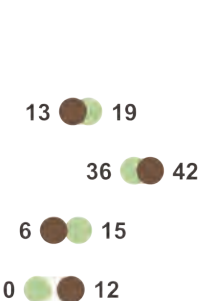
Median Annual Income & Wage Gap

Median annual income for full-time, working women and men

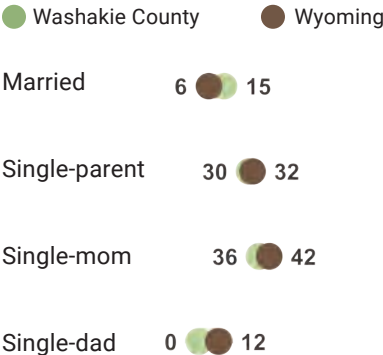


Below the Poverty Line

Percentage of related children in families living below the poverty line

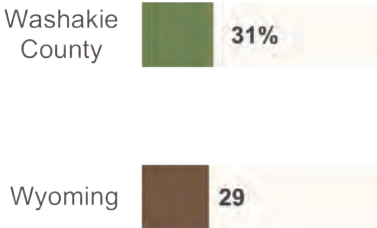


Percentage of children in ... families living below the poverty line



WIC Enrollment

Percentage of mothers who self-reported WIC enrollment



Birth & Early Childhood

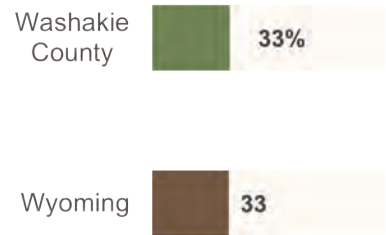
Total Births

72

of the 7,384 babies born in Wyoming

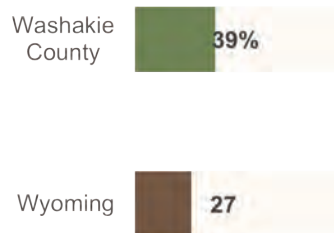
Births to Unmarried Moms

Percentage of all births



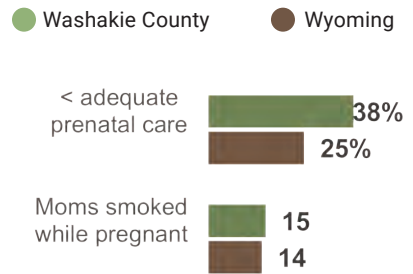
C-Section Births

Percentage of all births delivered via cesarean section



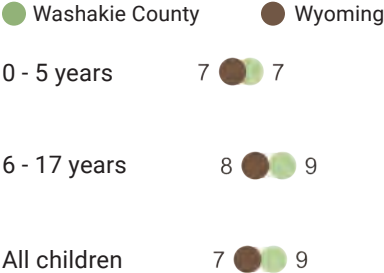
Risky Birth Outcomes

Percentage of all births ...



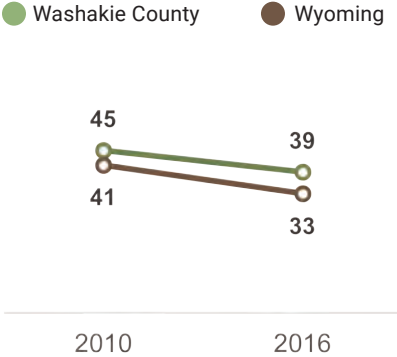
No Health Insurance

Percentage of children without health insurance, by age group



Medicaid Births

Percentage of all births where the primary source of payment was Medicaid



Health Care

Reading Proficiency

Percentage of fourth grade students with proficient or advanced reading capabilities



On-Time Graduation Rate

Percentage of high school students graduating within four years, on-time



Education

Under-Educated Moms

14%
of all births are to women with less than a high school education