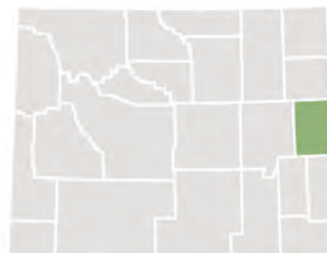




# Niobrara County



In comparison to Wyoming’s other 22 counties, Niobrara County has the lowest percentage (rank: 1st) of births where the primary source of payment was Medicaid (15%), unmarried mothers (18%) and children in single-father households living in poverty (0%). Niobrara County has the second highest percentage (rank: 22nd) of children in single-parent households living in poverty (61%). It has the highest percentage (rank: 23rd) of children in single-mother households living in poverty (100%). Based on median salaries for men and women, women make 86 cents for every dollar a man makes, meaning, on average women work 7 weeks for free every year.

## Overview

### County Population

**2,480**


Total county population, a decrease of 11 since 2010

Of the total county population ...

● Children, 17 & under ● Adults



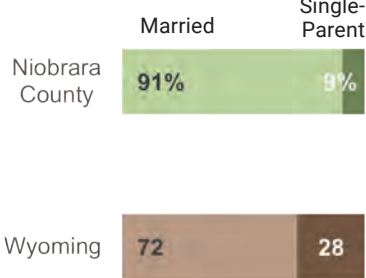
Of all children, 17 & under



# Family Structure

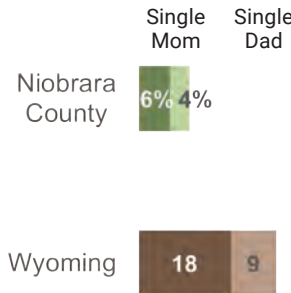
## Children by Family Type

Percentage of all related children in a ... home



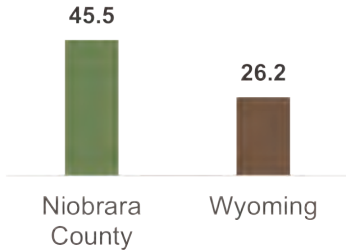
## Single-Parent Families

Percentage of all related children in single-parent families



## Births to Teens

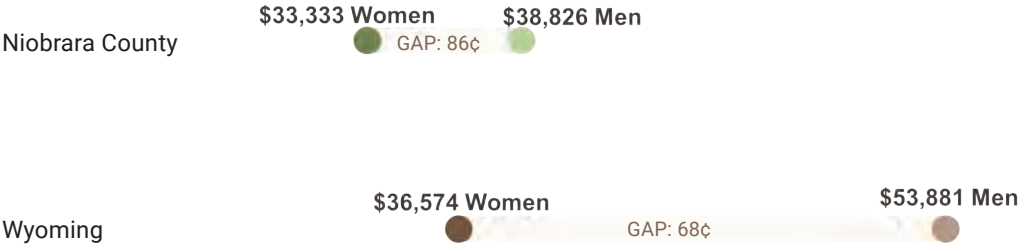
Number of births to moms under 17 per 1,000 live births



# Income & Poverty


## Median Annual Income & Wage Gap

Median annual income for full-time, working women and men

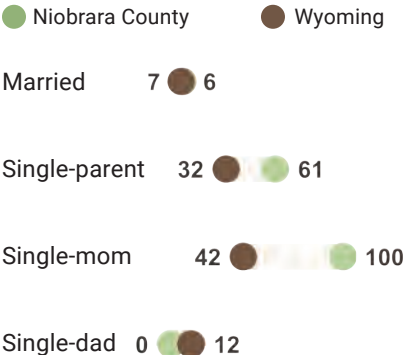


## Below the Poverty Line

Percentage of related children in families living below the poverty line



Percentage of children in ... families living below the poverty line



## Birth & Early Childhood

### Total Births

34

of the 7,384 babies born in Wyoming

### Births to Unmarried Moms

Percentage of all births



### C-Section Births

Percentage of all births delivered via cesarean section



### Pre-Term Deliveries

Percentage of all births before 37 weeks gestation



### Risky Birth Outcomes

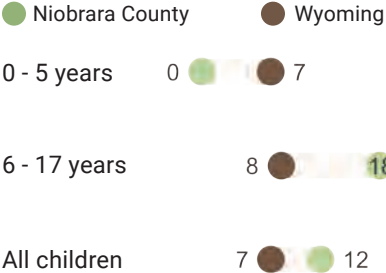
Percentage of all births ...

● Niobrara County ● Wyoming



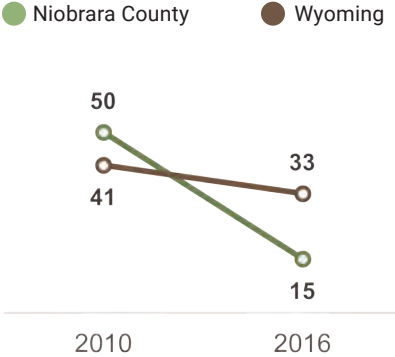
### No Health Insurance

Percentage of children without health insurance, by age group



### Medicaid Births


Percentage of all births where the primary source of payment was Medicaid



## Health Care


### Reading Proficiency

Percentage of fourth grade students with proficient or advanced reading capabilities



### On-Time Graduation Rate

Percentage of high school students graduating within four years, on-time



## Education