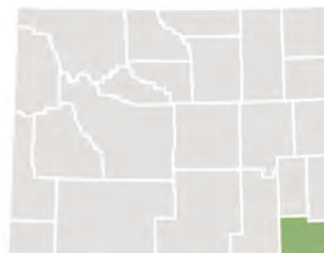




# Laramie County



In comparison to Wyoming’s other 22 counties, Laramie County has the fourth highest percentage (rank: 20th) of children in single-parent households (32%). Laramie County falls right at the state average for children in single-parent families living in poverty (32%). Based on median salaries for men and women, women make 78 cents for every dollar a man makes, meaning, on average women work 12 weeks for free every year.

## Overview

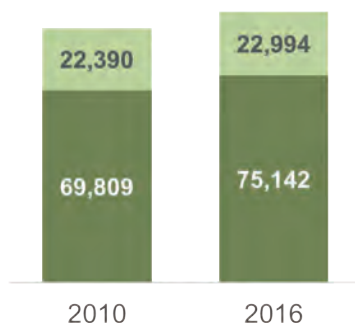
### County Population

**98,136**

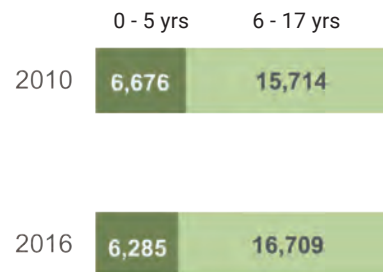
Total county population, a rise of 5,937 since 2010

Of the total county population ...

● Children, 17 & under ● Adults



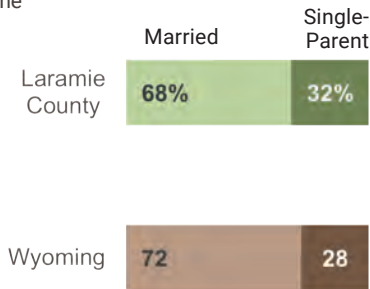
Of all children, 17 & under



## Family Structure

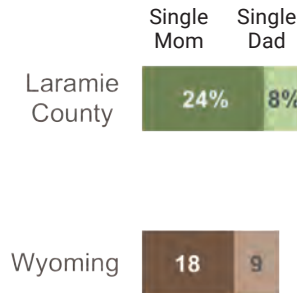
### Children by Family Type

Percentage of all related children in a ... home



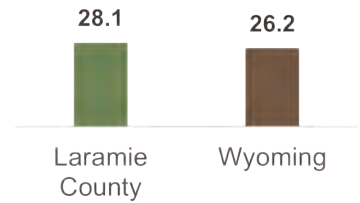
### Single-Parent Families

Percentage of all related children in single-parent families



### Births to Teens

Number of births to moms under 17 per 1,000 live births



## Income & Poverty

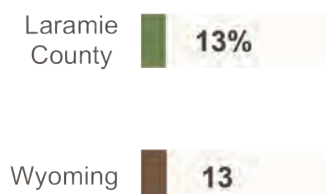
### Median Annual Income & Wage Gap

Median annual income for full-time, working women and men

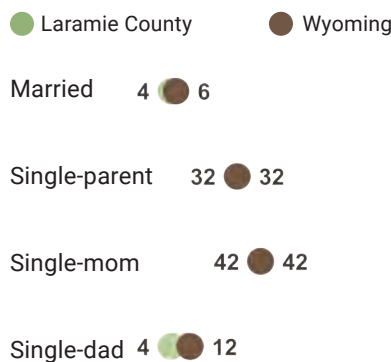


### Below the Poverty Line

Percentage of related children in families living below the poverty line

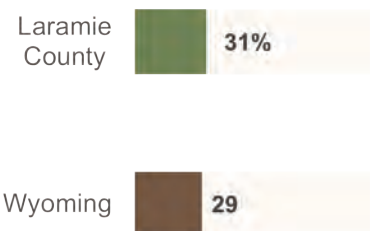


Percentage of children in ... families living below the poverty line



### WIC Enrollment

Percentage of mothers who self-reported WIC enrollment



## Birth & Early Childhood


### Total Births

1,315

of the 7,384 babies born in Wyoming

### Births to Unmarried Moms

Percentage of all births




### C-Section Births

Percentage of all births delivered via cesarean section



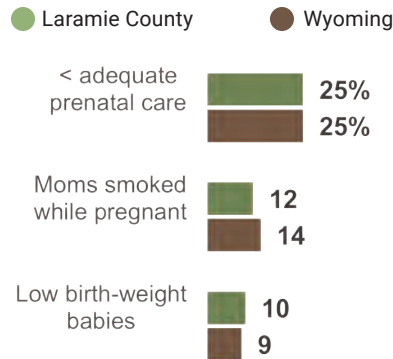
### Pre-Term Deliveries

Percentage of all births before 37 weeks gestation



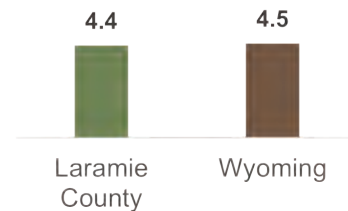
### Risky Birth Outcomes

Percentage of all births ...



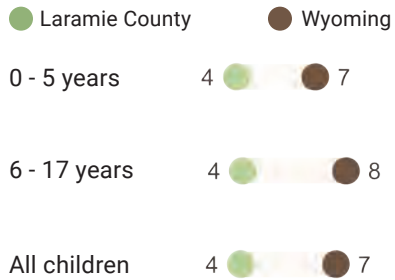
### Infant Mortality

Infant (under one-year-old) mortality rate per 1,000 live births



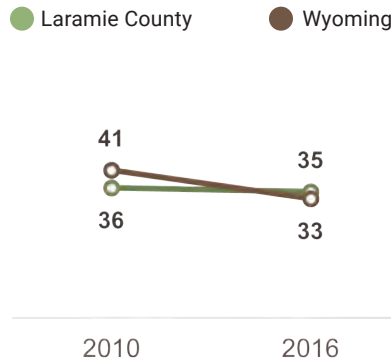
### No Health Insurance

Percentage of children without health insurance, by age group



### Medicaid Births


Percentage of all births where the primary source of payment was Medicaid



## Health Care


### Reading Proficiency

Percentage of fourth grade students with proficient or advanced reading capabilities



### On-Time Graduation Rate

Percentage of high school students graduating within four years, on-time



## Education

### Under-Educated Moms

**10%**  
of all births are to women with less than a high school education