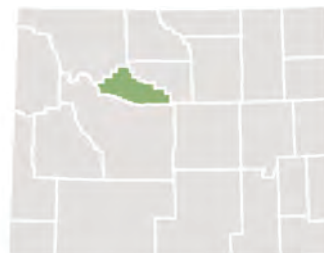




Hot Springs County



In comparison to Wyoming's other 22 counties, Hot Springs County has the second highest percentage of births (39%) to unmarried mothers (rank: 22nd, 39%). It has the third highest percentage (rank: 21st) of births to mothers receiving less than adequate prenatal care (37%). The percentage of births where the primary source of payment was Medicaid decreased in Hot Springs County from 52% (rank: 20th) in 2010 to 31% (rank: 10th) in 2016. Based on median salaries for men and women, women make 90 cents for every dollar a man makes, meaning, on average women work 5 weeks for free every year.

Overview

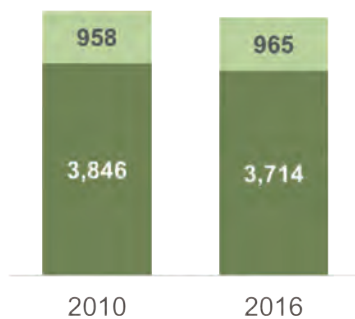
County Population

4,679


Total county population, a decrease of 125 since 2010

Of the total county population ...

● Children, 17 & under ● Adults



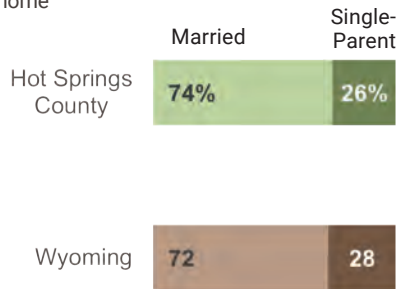
Of all children, 17 & under



Family Structure

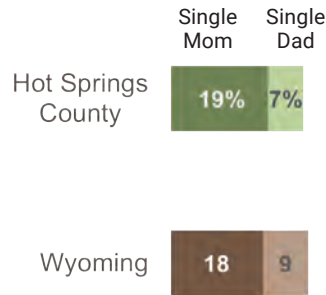
Children by Family Type

Percentage of all related children in a ... home



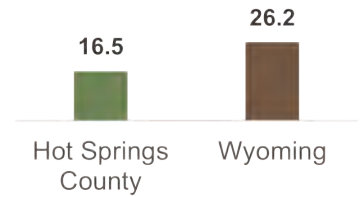
Single-Parent Families

Percentage of all related children in single-parent families



Births to Teens


Number of births to moms under 17 per 1,000 live births



Income & Poverty

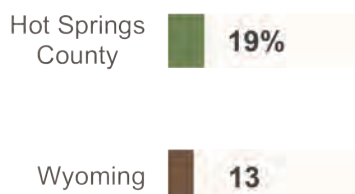
Median Annual Income & Wage Gap

Median annual income for full-time, working women and men

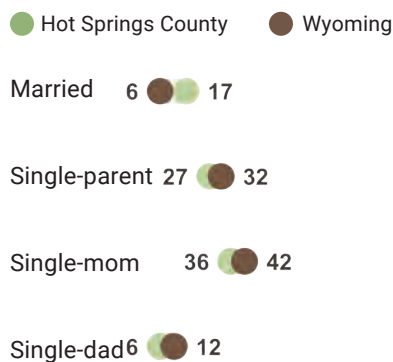


Below the Poverty Line

Percentage of related children in families living below the poverty line

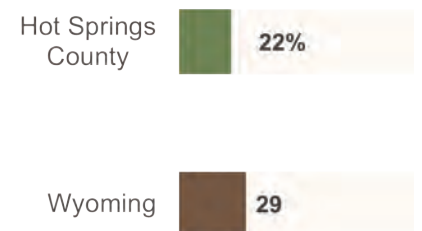


Percentage of children in ... families living below the poverty line



WIC Enrollment

Percentage of mothers who self-reported WIC enrollment



Birth & Early Childhood

Total Births

49

of the 7,384 babies born in Wyoming

Births to Unmarried Moms

Percentage of all births



C-Section Births

Percentage of all births delivered via cesarean section



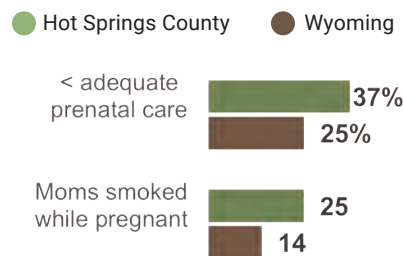
Pre-Term Deliveries

Percentage of all births before 37 weeks gestation



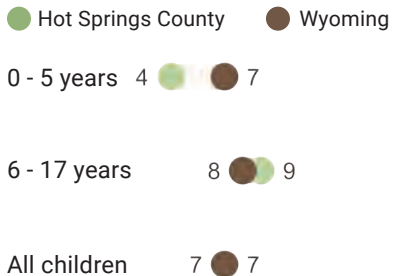
Risky Birth Outcomes

Percentage of all births ...



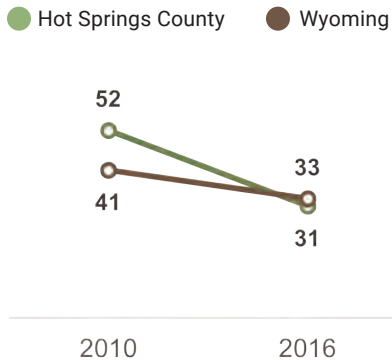
No Health Insurance

Percentage of children without health insurance, by age group



Medicaid Births

Percentage of all births where the primary source of payment was Medicaid



Health Care

Reading Proficiency

Percentage of fourth grade students with proficient or advanced reading capabilities



On-Time Graduation Rate

Percentage of high school students graduating within four years, on-time



Education