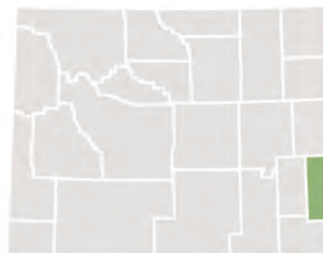




# Goshen County



In comparison to Wyoming's other 22 counties, Goshen County has the third lowest percentage (rank: 3rd) of cesarean deliveries (19%). It has the highest percentage (rank: 23rd) of children living in poverty (27%), including those who live in single-parent (67%) and single-father (56%) households. Goshen County has the third highest percentage (rank: 21st) of children living in single-mother households living in poverty (71%). Goshen County has decreased the percentage of births where the primary source of payment was Medicaid from 55% (rank: 22nd) in 2010 to 34% (rank: 17th) in 2016. It has also reduced the percentage of births to unmarried mothers from 41% (rank: 21st) in 2010 to 28% (rank: 9th) in 2016. Based on median salaries for men and women, women make 83 cents for every dollar a man makes, meaning, on average women work 9 weeks for free every year.

## Overview

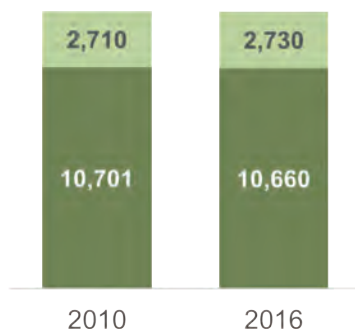
### County Population

**13,390**

Total county population, a decrease of 21 since 2010

Of the total county population ...

● Children, 17 & under ● Adults



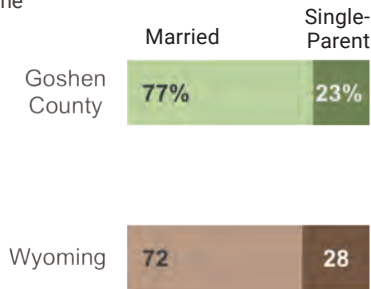
Of all children, 17 & under



## Family Structure

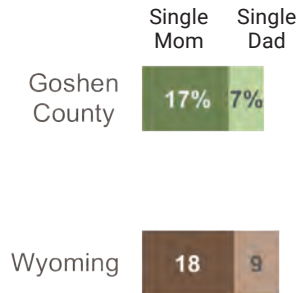
### Children by Family Type

Percentage of all related children in a ... home



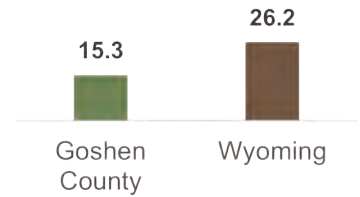
### Single-Parent Families

Percentage of all related children in single-parent families



### Births to Teens

Number of births to moms under 17 per 1,000 live births



## Income & Poverty

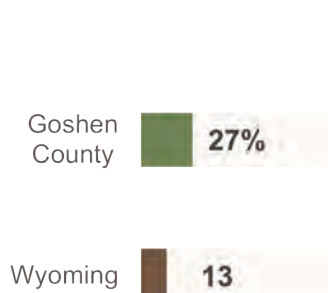
### Median Annual Income & Wage Gap

Median annual income for full-time, working women and men

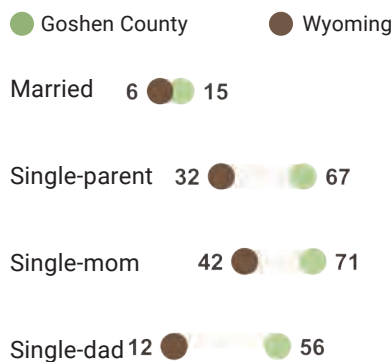


### Below the Poverty Line

Percentage of related children in families living below the poverty line

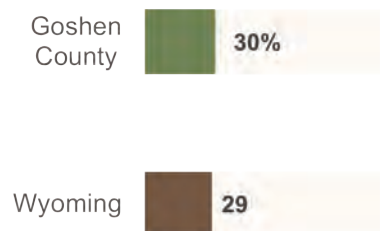


Percentage of children in ... families living below the poverty line



### WIC Enrollment

Percentage of mothers who self-reported WIC enrollment



## Birth & Early Childhood

### Total Births

136

of the 7,384 babies born in Wyoming

### Births to Unmarried Moms

Percentage of all births



### C-Section Births

Percentage of all births delivered via cesarean section



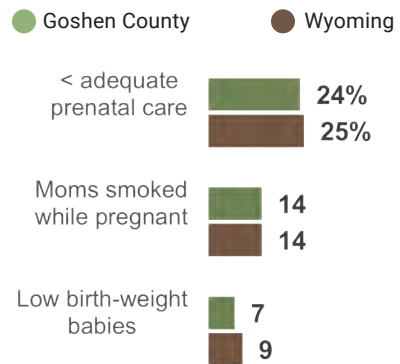
### Pre-Term Deliveries

Percentage of all births before 37 weeks gestation



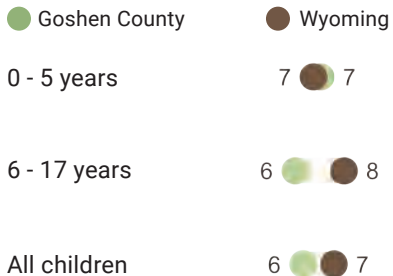
### Risky Birth Outcomes

Percentage of all births ...



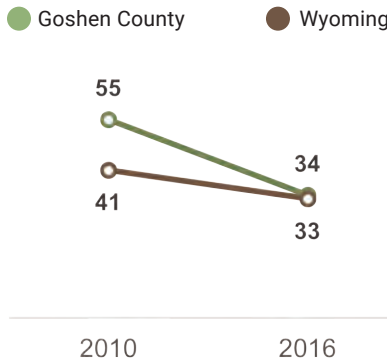
### No Health Insurance

Percentage of children without health insurance, by age group



### Medicaid Births


Percentage of all births where the primary source of payment was Medicaid



## Health Care


### Reading Proficiency

Percentage of fourth grade students with proficient or advanced reading capabilities



### On-Time Graduation Rate

Percentage of high school students graduating within four years, on-time



## Education

### Under-Educated Moms

**7%**  
of all births are to women with less than a high school education