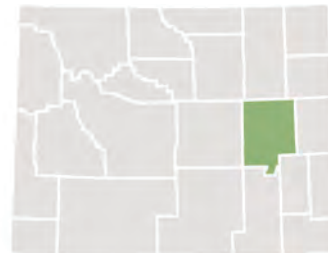




Converse County



In comparison to Wyoming's other 22 counties, Converse County has the third lowest percentage (rank: 3rd) of children in single-parent households living in poverty (16%) and children in single-mother households living in poverty (20%). It has the second highest percentage (rank: 22nd) of cesarean births (38%). Converse County has reduced the percentage of WIC enrollments from 34% (rank: 9th) in 2010 to 21% (rank: 5th) in 2016. Based on median salaries for men and women, women make 53 cents for every dollar a man makes, meaning, on average women work 24 weeks for free every year.

Overview

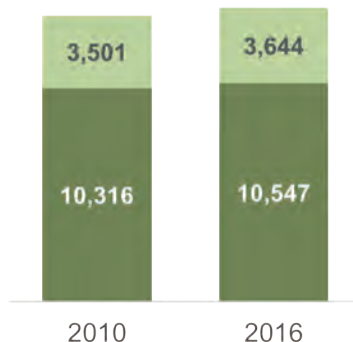
County Population

14,191

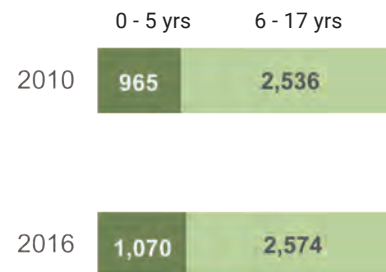
Total county population, a rise of 374 since 2010

Of the total county population ...

● Children, 17 & under ● Adults



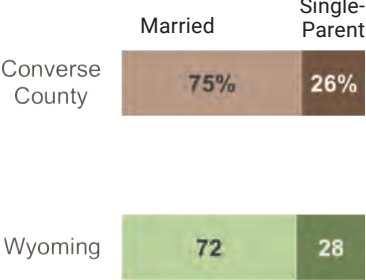
Of all children, 17 & under



Family Structure

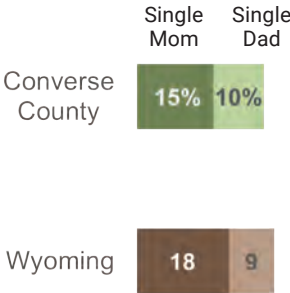
Children by Family Type

Percentage of all related children in a ... home



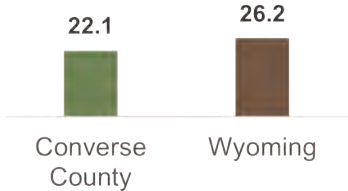
Single-Parent Families

Percentage of all related children in single-parent families



Births to Teens


Number of births to moms under 17 per 1,000 live births



Income & Poverty


Median Annual Income & Wage Gap

Median annual income for full-time, working women and men

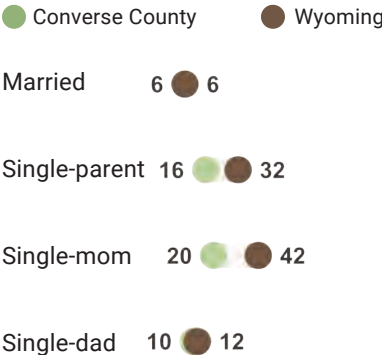


Below the Poverty Line

Percentage of related children in families living below the poverty line




Percentage of children in ... families living below the poverty line



WIC Enrollment

Percentage of mothers who self-reported WIC enrollment



Birth & Early Childhood

Total Births

172

of the 7,384 babies born in Wyoming

Births to Unmarried Moms

Percentage of all births



C-Section Births

Percentage of all births delivered via cesarean section



Pre-Term Deliveries

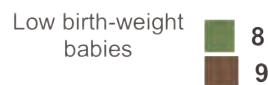
Percentage of all births before 37 weeks gestation



Risky Birth Outcomes

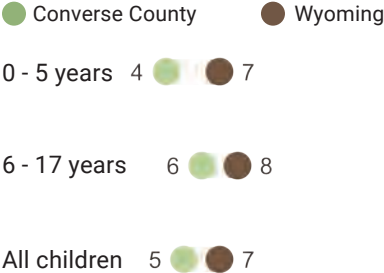
Percentage of all births ...

● Converse County ● Wyoming



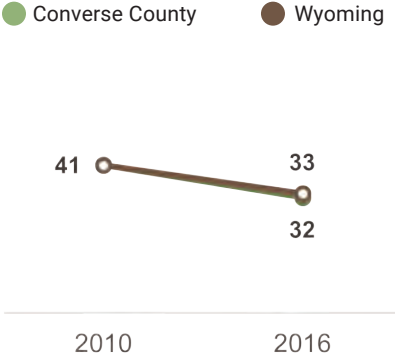
No Health Insurance

Percentage of children without health insurance, by age group



Medicaid Births

Percentage of all births where the primary source of payment was Medicaid



Health Care

Reading Proficiency

Percentage of fourth grade students with proficient or advanced reading capabilities



On-Time Graduation Rate

Percentage of high school students graduating within four years, on-time



Education

Under-Educated Moms

11%
of all births are to women with less than a high school education